

## Glenda Wiles

---

**From:** Macklin, Gail <GMacklin@mt.gov>  
**Sent:** Thursday, February 2, 2017 2:45 PM  
**To:** John Palacio  
**Cc:** Ravalli County Commissioners Office; Angelia Spooner  
**Subject:** 4th Quarter Inspection Report  
**Attachments:** fcs\_reports\_pkg.htm; Ravalli License Completeness 2017-02-02 10.50.30.xlsx; Quantitative Report Manual.pdf

Good afternoon,

Please find your 4th quarter quantitative report and report manual attached for the 4th quarter of 2016 along with a link to a web summary.

- 4th Quarter Quantitative Report – this report shows you how many inspections have been completed as a percentage of the total along with where you are relative to other counties.
- Quantitative Report Manual – this manual contains dummy numbers and has instructions showing you how to read the report.
- The web attachment will open in internet explorer and provides a brief summary of the inspections completed along with how much money you have been paid to date and how much remains to be paid out for future completed inspections.

This report is sent to the lead sanitarian, the lead local health official, and the board of health chair person in your jurisdiction.

Please review the inspection numbers to ensure they are correct for the 4<sup>th</sup> quarter and you have received amount of fees that you have expected. The year-end payment will be made on Monday, February 6<sup>th</sup>, followed by the Cooperative Agreement payment.

If you have questions about the content of the report please contact Ed Evanson of Food and Consumer Safety [eevanon@mt.gov](mailto:eevanon@mt.gov) or 444-5309.

Thank you,

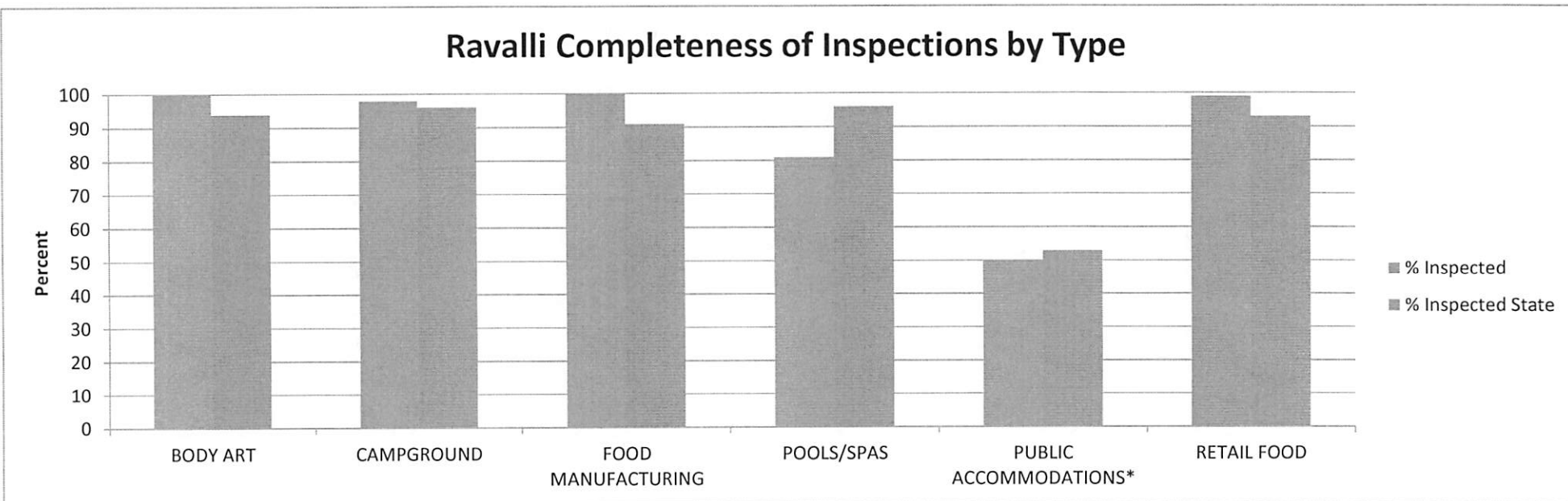
*Gail Macklin*  
License Program Manager  
Food & Consumer Safety Section  
Department of Public Health and Human Services  
PO Box 202951  
Helena, MT 59620  
406-444-2415

<b>RAVALLI COUNTY 2016</b>					
	<b>Quarter 1</b>	<b>Quarter 2</b>	<b>Quarter 3</b>	<b>Quarter 4</b>	<b>Totals</b>
<b>Total Paid Licenses</b>					<b>423</b>
<b>Total Inspected Licenses</b>					<b>392</b>
<b>Total Percent Inspected</b>					<b>92%</b>
<b>County Quarterly Payments</b>	<b>4,739.00</b>	<b>2,999.00</b>	<b>8,108.00</b>	<b>8,691.25</b>	<b>24,537.25</b>
<b>Year End Payments</b>					<b>0.00</b>
<b>Co-Op Payments</b>					<b>0.00</b>
<b>Total County Payments</b>					<b>24,537.25</b>
<b>Total Possible Payments</b>					<b>35,023.50</b>
<b>RETAIL FOOD SMALL</b>	<b>Total # Paid Licenses: 134 Inspection Fee per: 76.50 Total Possible Insp. Fees: 10,251.00</b>				
Total # Inspected	37	37	37	22	133
% Inspected	27%	27%	27%	16%	99%
<b>RETAIL FOOD LARGE</b>	<b>Total # Paid Licenses: 129 Inspection Fee per: 103.50 Total Possible Insp. Fees: 13,351.50</b>				
Total # Inspected	22	31	42	32	127
% Inspected	17%	24%	32%	24%	98%
<b>FOOD MANUFACTURING</b>	<b>Total # Paid Licenses: 26 Inspection Fee per: 103.50 Total Possible Insp. Fees: 2,691.00</b>				
Total # Inspected	3	7	6	10	26
% Inspected	11%	26%	23%	38%	100%
<b>POOLS</b>	<b>Total # Paid Licenses: 11 Inspection Fee per: 170.00 Total Possible Insp. Fees: 1,870.00</b>				
Total # Inspected	2	3	2	1	8
% Inspected	18%	27%	18%	9%	72%
<b>SPAS</b>	<b>Total # Paid Licenses: 10 Inspection Fee per: 63.75 Total Possible Insp. Fees: 637.50</b>				
Total # Inspected	2	0	0	7	9
% Inspected	20%	0%	0%	70%	90%
<b>PUBLIC ACCOMMODATIONS 1-10</b>	<b>Total # Paid Licenses: 32 Inspection Fee per: 34.00 Total Possible Insp. Fees: 1,088.00</b>				
Total # Inspected	3	0	3	4	10
% Inspected	9%	0%	9%	12%	31%
<b>PUBLIC ACCOMMODATIONS 11-25</b>	<b>Total # Paid Licenses: 10 Inspection Fee per: 68.00 Total Possible Insp. Fees: 680.00</b>				
Total # Inspected	0	0	2	7	9
% Inspected	0%	0%	20%	70%	90%
<b>PUBLIC ACCOMMODATIONS 26+</b>	<b>Total # Paid Licenses: 4 Inspection Fee per: 136.00 Total Possible Insp. Fees: 544.00</b>				
Total # Inspected	0	0	0	4	4
% Inspected	0%	0%	0%	100%	100%
<b>CAMPGROUND/TC 1-10</b>	<b>Total # Paid Licenses: 36 Inspection Fee per: 34.00 Total Possible Insp. Fees: 1,224.00</b>				
Total # Inspected	0	10	21	4	35
% Inspected	0%	27%	58%	11%	97%
<b>CAMPGROUND/TC 11-25</b>	<b>Total # Paid Licenses: 12 Inspection Fee per: 51.00 Total Possible Insp. Fees: 612.00</b>				
Total # Inspected	0	2	8	2	12
% Inspected	0%	16%	66%	16%	100%
<b>CAMPGROUND/TC 26+</b>	<b>Total # Paid Licenses: 12 Inspection Fee per: 102.00 Total Possible Insp. Fees: 1,224.00</b>				
Total # Inspected	0	1	7	4	12
% Inspected	0%	8%	58%	33%	100%
<b>BODY ART, BODY PIERCING</b>	<b>Total # Paid Licenses: 2 Inspection Fee per: 121.50 Total Possible Insp. Fees: 243.00</b>				
Total # Inspected	2	0	0	0	2
% Inspected	100%	0%	0%	0%	100%
<b>BODY ART, EAR PIERCING</b>	<b>Total # Paid Licenses: 0 Inspection Fee per: 67.50 Total Possible Insp. Fees: 0.00</b>				

% Inspected	0%	0%	0%	0%	0%
<b>BODY ART, TATTOOING</b>	<b>Total # Paid Licenses: 5    Inspection Fee per: 121.50    Total Possible Insp. Fees: 607.50</b>				
Total # Inspected	2	0	1	2	5
% Inspected	40%	0%	20%	40%	100%

Program Area	# Licensed	# Inspected	% Inspected	% Inspected State
BODY ART	7	7	100	94
CAMPGROUND	60	59	98	96
FOOD MANUFACTURING	26	26	100	91
POOLS/SPAS	21	17	81	96
PUBLIC ACCOMMODATIONS*	46	23	50	53
RETAIL FOOD	263	260	99	93

	Qtr 1	Qtr 2	Qtr 3	Qtr 4
Key	Date < 4/1	Date < 7/1	Date < 10/1	Date <= 12/31
Poor	< 10%	< 30%	< 50%	< 80%
Average	< 15%	< 40%	< 75%	< 90%
Good	>= 15%	>= 40%	>= 75%	>= 90%



\*Licensed public accommodations include hotels, motels, tourist homes, and bed & breakfasts. However, if your jurisdiction has signed the cooperative agreement you are only responsible for inspecting tourist homes and bed and breakfasts upon complaint and license validation and you will still receive the full license payment. This is why the public accommodation numbers often look lower than the other licensing categories.

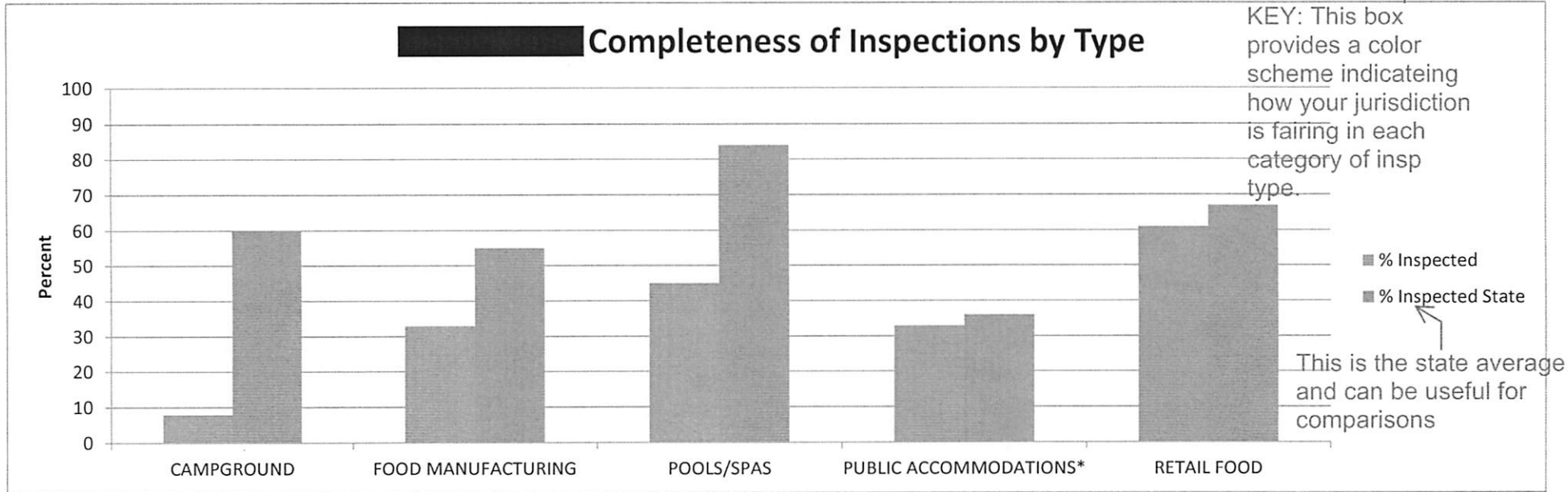


FCS Inspection Summary Year-to-Date as of 2014-09-30

Program Area	# Licensed	# Inspected	% Inspected	% Inspected State
CAMPGROUND	36	3	8	60
FOOD MANUFACTURING	3	1	33	55
POOLS/SPAS	11	5	45	84
PUBLIC ACCOMMODATIONS*	30	10	33	36
RETAIL FOOD	109	67	61	67

This is the state average and can be useful for comparisons

Key	Qtr 1	Qtr 2	Qtr 3	Qtr 4
Date < 4/1	Date < 4/1	Date < 7/1	Date < 10/1	Date <= 12/31
Poor	< 10%	< 30%	< 50%	< 80%
Average	< 15%	< 40%	< 75%	< 90%
Good	>= 15%	>= 40%	>= 75%	>= 90%



\*Licensed public accommodations include hotels, motels, tourist homes, and bed & breakfasts. However, if your jurisdiction has signed the cooperative agreement you are only responsible for inspecting tourist homes and bed and breakfasts upon complaint and license validation and you will still receive the full license payment. This is why the public accommodation numbers often look lower than the other licensing categories.

MT DPHHS FCS Inspection Summary Year-to-Date as of 2014-09-30  
Completeness of Inspections by Jurisdiction and Program Area

Jurisdiction	BODY ART			CAMPGROUND			FOOD MANUFACTURING			POOLS/SPAS			PUBLIC ACCOMMODATIONS*			RETAIL FOOD		
	# Licensed	# Inspected	% Inspected	# Licensed	# Inspected	% Inspected	# Licensed	# Inspected	% Inspected	# Licensed	# Inspected	% Inspected	# Licensed	# Inspected	% Inspected	# Licensed	# Inspected	% Inspected
Beaverhead	0	0	N/A	36	3	8	3	1	33	11	5	45	30	10	33	109	67	61
Big Horn	0	0	N/A	17	0	0	2	0	0	7	7	100	13	0	0	68	0	0
Blaine	0	0	N/A	8	8	100	3	3	100	2	2	100	2	2	100	37	35	95
Broadwater	0	0	N/A	13	0	0	4	0	0	1	0	0	3	0	0	37	1	3
Carbon	4	1	25	14	12	86	3	1	33	18	18	100	80	17	21	119	82	69
Carter	0	0	N/A	9	9	100	0	0	N/A	2	2	100	2	1	50	12	8	67
Cascade	26	22	85	50	46	92	50	23	46	52	40	77	63	17	27	598	453	76
Chouteau	0	0	N/A	4	4	100	3	2	67	4	4	100	7	6	86	50	39	78
CMHD	0	0	N/A	30	7	23	14	3	21	12	3	25	36	0	0	205	80	39
Custer	0	0	N/A	8	1	12	1	0	0	3	3	100	4	1	25	17	8	47
Daniels	0	0	N/A	2	2	100	0	0	N/A	2	1	50	3	2	67	29	21	72
Dawson	2	1	50	16	16	100	6	3	50	8	8	100	15	15	100	81	50	62
Deer Lodge	0	0	N/A	9	6	67	1	0	0	3	1	33	14	1	7	79	17	22
Fallon	0	0	N/A	7	0	0	0	0	N/A	2	2	100	8	0	0	34	1	3
Flathead	22	16	73	112	99	88	52	38	73	152	103	68	224	139	62	770	622	81
Gallatin	0	0	N/A	67	57	85	93	77	83	141	135	96	290	130	45	738	700	95
Garfield	0	0	N/A	1	1	100	0	0	N/A	1	0	0	2	2	100	8	4	50
Glacier	0	0	N/A	10	10	100	5	4	80	5	5	100	24	19	79	80	71	89
Granite	0	0	N/A	10	0	0	3	0	0	0	0	N/A	14	0	0	32	5	16
Hill	4	2	50	22	19	86	5	2	40	8	7	88	11	7	64	107	67	63
Jefferson	0	0	N/A	21	14	67	4	4	100	7	7	100	15	5	33	65	35	54
Lake	4	3	75	43	41	95	35	10	29	6	6	100	33	17	52	191	140	73
Lewis and Clark	8	3	38	80	23	29	20	3	15	54	53	98	62	13	21	433	218	50
Liberty	0	0	N/A	3	0	0	1	0	0	1	0	0	3	0	0	11	3	27
Lincoln	2	1	50	60	2	3	16	0	0	2	2	100	24	1	4	164	69	42
Madison	0	0	N/A	21	8	38	7	3	43	18	11	61	106	16	15	136	76	56
McCone	1	0	0	2	2	100	2	0	0	1	1	100	2	1	50	20	14	70
Meagher	0	0	N/A	9	0	0	0	0	N/A	4	4	100	7	0	0	32	2	6
Miles City Jurisdiction	2	0	0	9	9	100	8	6	75	10	10	100	9	7	78	97	56	58
Mineral	0	0	N/A	24	6	25	1	1	100	5	5	100	14	3	21	48	21	44
Missoula	27	8	30	179	63	35	61	28	46	118	95	81	81	42	52	868	521	60
Park	2	0	0	37	36	97	7	6	86	15	14	93	224	52	23	185	115	62
Phillips	0	0	N/A	9	4	44	1	0	0	3	3	100	13	3	23	41	19	46
Pondera	0	0	N/A	3	3	100	10	7	70	2	2	100	6	4	67	53	39	74
Powder River	0	0	N/A	5	4	80	1	0	0	2	2	100	4	2	50	23	14	61
Powell	1	1	100	15	0	0	2	0	0	3	3	100	3	0	0	43	7	16
Prairie	0	0	N/A	3	3	100	0	0	N/A	1	0	0	2	1	50	12	9	75
Ravalli	5	1	20	59	54	92	26	19	73	21	12	57	46	6	13	261	179	69
Richland	8	3	38	22	21	95	3	0	0	10	10	100	10	7	70	95	66	69
Roosevelt	0	0	N/A	13	0	0	3	0	0	2	2	100	8	0	0	76	35	46
Rosebud	0	0	N/A	14	3	21	0	0	N/A	6	4	67	12	1	8	72	42	58
Sanders	0	0	N/A	25	19	76	8	1	12	6	6	100	26	8	31	137	66	48
Sheridan	1	1	100	7	6	86	0	0	N/A	4	4	100	3	2	67	43	33	77
Silver Bow	9	5	56	24	24	100	11	7	64	27	26	96	24	23	96	302	252	83
Stillwater	0	0	N/A	22	12	55	3	2	67	4	4	100	25	4	16	74	53	72
Sweet Grass	0	0	N/A	10	8	80	1	0	0	4	4	100	18	5	28	40	14	35
Teton	0	0	N/A	6	1	17	8	5	62	8	5	62	8	5	62	67	45	67
Toole	0	0	N/A	11	6	55	3	0	0	8	8	100	9	3	33	51	37	73
Treasure	0	0	N/A	0	0	N/A	0	0	N/A	0	0	N/A	3	0	0	3	0	0
Valley	4	2	50	10	10	100	6	2	33	6	6	100	9	7	78	85	48	56
Wibaux	0	0	N/A	2	2	100	1	1	100	1	0	0	1	1	100	11	8	73
Yellowstone	0	0	N/A	134	113	84	70	52	74	120	116	97	69	21	30	970	773	80
Statewide	132	70	53	1327	797	60	567	314	55	913	771	84	1724	629	36	7919	5340	67

\*Licensed public accommodations include hotels, motels, tourist homes, and bed & breakfasts. However, if your jurisdiction has signed the cooperative agreement you are only responsible for inspecting tourist homes and bed and breakfasts upon complaint and license validation and you will still receive the full license payment. This is why the public accommodation numbers often look lower than the other licensing categories.

This page provides a summary of each county along with a color code indicating how each county is doing. Every Jurisdiction is provided with an identical copy of this section.

Jurisdiction	Category	License Count	Inspected	% Complete
Beaverhead	BODY ART	0	0	N/A
Beaverhead	CAMPGROUND	36	3	8
Beaverhead	FOOD MANUFACTURING	3	1	33
Beaverhead	POOLS/SPAS	11	5	45
Beaverhead	PUBLIC ACCOMMODATIONS	30	10	33
Beaverhead	RETAIL FOOD	109	67	61
Big Horn	BODY ART	0	0	N/A
Big Horn	CAMPGROUND	17	0	0
Big Horn	FOOD MANUFACTURING	2	0	0
Big Horn	POOLS/SPAS	7	7	100
Big Horn	PUBLIC ACCOMMODATIONS	13	0	0
Big Horn	RETAIL FOOD	68	0	0
Blaine	BODY ART	0	0	N/A
Blaine	CAMPGROUND	8	8	100
Blaine	FOOD MANUFACTURING	3	3	100
Blaine	POOLS/SPAS	2	2	100
Blaine	PUBLIC ACCOMMODATIONS	2	2	100
Blaine	RETAIL FOOD	37	35	95
Broadwater	BODY ART	0	0	N/A
Broadwater	CAMPGROUND	13	0	0
Broadwater	FOOD MANUFACTURING	4	0	0
Broadwater	POOLS/SPAS	1	0	0
Broadwater	PUBLIC ACCOMMODATIONS	3	0	0
Broadwater	RETAIL FOOD	37	1	3
Carbon	BODY ART	4	1	25
Carbon	CAMPGROUND	14	12	86
Carbon	FOOD MANUFACTURING	3	1	33
Carbon	POOLS/SPAS	18	18	100
Carbon	PUBLIC ACCOMMODATIONS	80	17	21
Carbon	RETAIL FOOD	119	82	69
Carter	BODY ART	0	0	N/A
Carter	CAMPGROUND	9	9	100
Carter	FOOD MANUFACTURING	0	0	N/A
Carter	POOLS/SPAS	2	2	100
Carter	PUBLIC ACCOMMODATIONS	2	1	50
Carter	RETAIL FOOD	12	8	67
Cascade	BODY ART	26	22	85
Cascade	CAMPGROUND	50	46	92
Cascade	FOOD MANUFACTURING	50	23	46
Cascade	POOLS/SPAS	52	40	77
Cascade	PUBLIC ACCOMMODATIONS	63	17	27
Cascade	RETAIL FOOD	598	453	76
Chouteau	BODY ART	0	0	N/A
Chouteau	CAMPGROUND	4	4	100
Chouteau	FOOD MANUFACTURING	3	2	67
Chouteau	POOLS/SPAS	4	4	100
Chouteau	PUBLIC ACCOMMODATIONS	7	6	86
Chouteau	RETAIL FOOD	50	39	78
CMHD	BODY ART	0	0	N/A
CMHD	CAMPGROUND	30	7	23
CMHD	FOOD MANUFACTURING	14	3	21

This page provides the same summary as the previous page in a different format that some may find easier to read. An identical copy of this section is provided in every jurisdictions report.

CMHD	POOLS/SPAS	12	3	25
CMHD	PUBLIC ACCOMMODATIONS	36	0	0
CMHD	RETAIL FOOD	205	80	39
Custer	BODY ART	0	0	N/A
Custer	CAMPGROUND	8	1	12
Custer	FOOD MANUFACTURING	1	0	0
Custer	POOLS/SPAS	3	3	100
Custer	PUBLIC ACCOMMODATIONS	4	1	25
Custer	RETAIL FOOD	17	8	47
Daniels	BODY ART	0	0	N/A
Daniels	CAMPGROUND	2	2	100
Daniels	FOOD MANUFACTURING	0	0	N/A
Daniels	POOLS/SPAS	2	1	50
Daniels	PUBLIC ACCOMMODATIONS	3	2	67
Daniels	RETAIL FOOD	29	21	72
Dawson	BODY ART	2	1	50
Dawson	CAMPGROUND	16	16	100
Dawson	FOOD MANUFACTURING	6	3	50
Dawson	POOLS/SPAS	8	8	100
Dawson	PUBLIC ACCOMMODATIONS	15	15	100
Dawson	RETAIL FOOD	81	50	62
Deer Lodge	BODY ART	0	0	N/A
Deer Lodge	CAMPGROUND	9	6	67
Deer Lodge	FOOD MANUFACTURING	1	0	0
Deer Lodge	POOLS/SPAS	3	1	33
Deer Lodge	PUBLIC ACCOMMODATIONS	14	1	7
Deer Lodge	RETAIL FOOD	79	17	22
Fallon	BODY ART	0	0	N/A
Fallon	CAMPGROUND	7	0	0
Fallon	FOOD MANUFACTURING	0	0	N/A
Fallon	POOLS/SPAS	2	2	100
Fallon	PUBLIC ACCOMMODATIONS	8	0	0
Fallon	RETAIL FOOD	34	1	3
Flathead	BODY ART	22	16	73
Flathead	CAMPGROUND	112	99	88
Flathead	FOOD MANUFACTURING	52	38	73
Flathead	POOLS/SPAS	152	103	68
Flathead	PUBLIC ACCOMMODATIONS	224	139	62
Flathead	RETAIL FOOD	770	622	81
Gallatin	BODY ART	0	0	N/A
Gallatin	CAMPGROUND	67	57	85
Gallatin	FOOD MANUFACTURING	93	77	83
Gallatin	POOLS/SPAS	141	135	96
Gallatin	PUBLIC ACCOMMODATIONS	290	130	45
Gallatin	RETAIL FOOD	738	700	95
Garfield	BODY ART	0	0	N/A
Garfield	CAMPGROUND	1	1	100
Garfield	FOOD MANUFACTURING	0	0	N/A
Garfield	POOLS/SPAS	1	0	0
Garfield	PUBLIC ACCOMMODATIONS	2	2	100
Garfield	RETAIL FOOD	8	4	50
Glacier	BODY ART	0	0	N/A

Glacier	CAMPGROUND	10	10	100
Glacier	FOOD MANUFACTURING	5	4	80
Glacier	POOLS/SPAS	5	5	100
Glacier	PUBLIC ACCOMMODATIONS	24	19	79
Glacier	RETAIL FOOD	80	71	89
Granite	BODY ART	0	0	N/A
Granite	CAMPGROUND	10	0	0
Granite	FOOD MANUFACTURING	3	0	0
Granite	POOLS/SPAS	0	0	N/A
Granite	PUBLIC ACCOMMODATIONS	14	0	0
Granite	RETAIL FOOD	32	5	16
Hill	BODY ART	4	2	50
Hill	CAMPGROUND	22	19	86
Hill	FOOD MANUFACTURING	5	2	40
Hill	POOLS/SPAS	8	7	88
Hill	PUBLIC ACCOMMODATIONS	11	7	64
Hill	RETAIL FOOD	107	67	63
Jefferson	BODY ART	0	0	N/A
Jefferson	CAMPGROUND	21	14	67
Jefferson	FOOD MANUFACTURING	4	4	100
Jefferson	POOLS/SPAS	7	7	100
Jefferson	PUBLIC ACCOMMODATIONS	15	5	33
Jefferson	RETAIL FOOD	65	35	54
Lake	BODY ART	4	3	75
Lake	CAMPGROUND	43	41	95
Lake	FOOD MANUFACTURING	35	10	29
Lake	POOLS/SPAS	6	6	100
Lake	PUBLIC ACCOMMODATIONS	33	17	52
Lake	RETAIL FOOD	191	140	73
Lewis and Clark	BODY ART	8	3	38
Lewis and Clark	CAMPGROUND	80	23	29
Lewis and Clark	FOOD MANUFACTURING	20	3	15
Lewis and Clark	POOLS/SPAS	54	53	98
Lewis and Clark	PUBLIC ACCOMMODATIONS	62	13	21
Lewis and Clark	RETAIL FOOD	433	218	50
Liberty	BODY ART	0	0	N/A
Liberty	CAMPGROUND	3	0	0
Liberty	FOOD MANUFACTURING	1	0	0
Liberty	POOLS/SPAS	1	0	0
Liberty	PUBLIC ACCOMMODATIONS	3	0	0
Liberty	RETAIL FOOD	11	3	27
Lincoln	BODY ART	2	1	50
Lincoln	CAMPGROUND	60	2	3
Lincoln	FOOD MANUFACTURING	16	0	0
Lincoln	POOLS/SPAS	2	2	100
Lincoln	PUBLIC ACCOMMODATIONS	24	1	4
Lincoln	RETAIL FOOD	164	69	42
Madison	BODY ART	0	0	N/A
Madison	CAMPGROUND	21	8	38
Madison	FOOD MANUFACTURING	7	3	43
Madison	POOLS/SPAS	18	11	61
Madison	PUBLIC ACCOMMODATIONS	106	16	15

Madison	RETAIL FOOD	136	76	56
McCone	BODY ART	1	0	0
McCone	CAMPGROUND	2	2	100
McCone	FOOD MANUFACTURING	2	0	0
McCone	POOLS/SPAS	1	1	100
McCone	PUBLIC ACCOMMODATIONS	2	1	50
McCone	RETAIL FOOD	20	14	70
Meagher	BODY ART	0	0	N/A
Meagher	CAMPGROUND	9	0	0
Meagher	FOOD MANUFACTURING	0	0	N/A
Meagher	POOLS/SPAS	4	4	100
Meagher	PUBLIC ACCOMMODATIONS	7	0	0
Meagher	RETAIL FOOD	32	2	6
Miles City Jurisdiction	BODY ART	2	0	0
Miles City Jurisdiction	CAMPGROUND	9	9	100
Miles City Jurisdiction	FOOD MANUFACTURING	8	6	75
Miles City Jurisdiction	POOLS/SPAS	10	10	100
Miles City Jurisdiction	PUBLIC ACCOMMODATIONS	9	7	78
Miles City Jurisdiction	RETAIL FOOD	97	56	58
Mineral	BODY ART	0	0	N/A
Mineral	CAMPGROUND	24	6	25
Mineral	FOOD MANUFACTURING	1	1	100
Mineral	POOLS/SPAS	5	5	100
Mineral	PUBLIC ACCOMMODATIONS	14	3	21
Mineral	RETAIL FOOD	48	21	44
Missoula	BODY ART	27	8	30
Missoula	CAMPGROUND	179	63	35
Missoula	FOOD MANUFACTURING	61	28	46
Missoula	POOLS/SPAS	118	95	81
Missoula	PUBLIC ACCOMMODATIONS	81	42	52
Missoula	RETAIL FOOD	868	521	60
Park	BODY ART	2	0	0
Park	CAMPGROUND	37	36	97
Park	FOOD MANUFACTURING	7	6	86
Park	POOLS/SPAS	15	14	93
Park	PUBLIC ACCOMMODATIONS	224	52	23
Park	RETAIL FOOD	185	115	62
Phillips	BODY ART	0	0	N/A
Phillips	CAMPGROUND	9	4	44
Phillips	FOOD MANUFACTURING	1	0	0
Phillips	POOLS/SPAS	3	3	100
Phillips	PUBLIC ACCOMMODATIONS	13	3	23
Phillips	RETAIL FOOD	41	19	46
Pondera	BODY ART	0	0	N/A
Pondera	CAMPGROUND	3	3	100
Pondera	FOOD MANUFACTURING	10	7	70
Pondera	POOLS/SPAS	2	2	100
Pondera	PUBLIC ACCOMMODATIONS	6	4	67
Pondera	RETAIL FOOD	53	39	74
Powder River	BODY ART	0	0	N/A
Powder River	CAMPGROUND	5	4	80
Powder River	FOOD MANUFACTURING	1	0	0

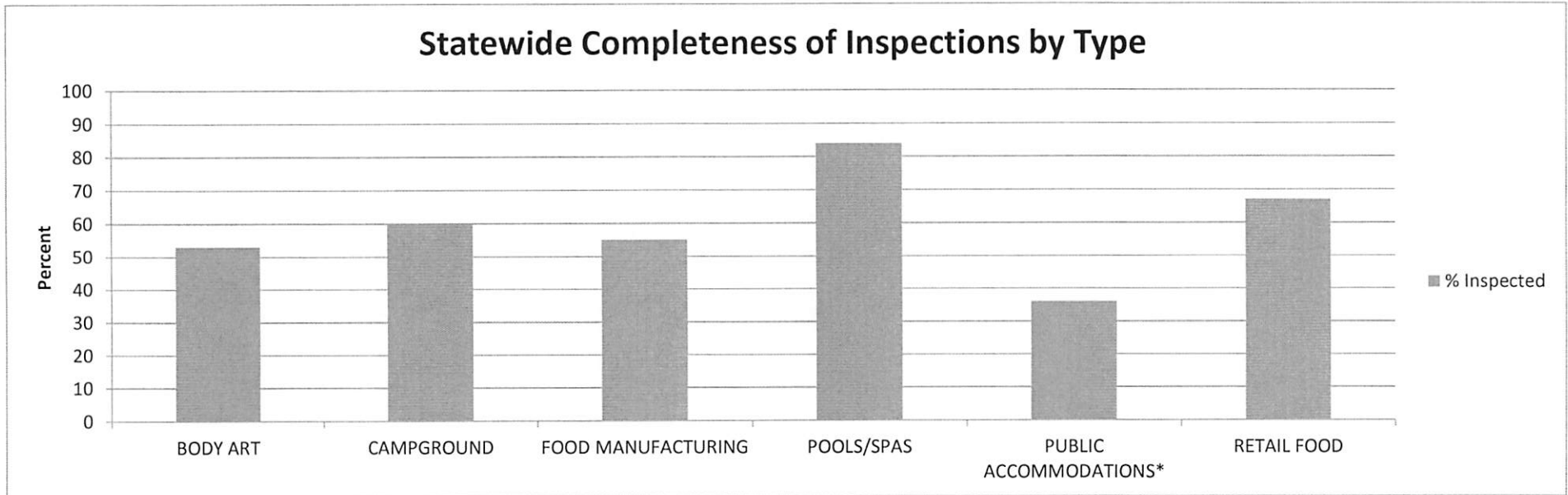
Powder River	POOLS/SPAS	2	2	100
Powder River	PUBLIC ACCOMMODATIONS	4	2	50
Powder River	RETAIL FOOD	23	14	61
Powell	BODY ART	1	1	100
Powell	CAMPGROUND	15	0	0
Powell	FOOD MANUFACTURING	2	0	0
Powell	POOLS/SPAS	3	3	100
Powell	PUBLIC ACCOMMODATIONS	3	0	0
Powell	RETAIL FOOD	43	7	16
Prairie	BODY ART	0	0	N/A
Prairie	CAMPGROUND	3	3	100
Prairie	FOOD MANUFACTURING	0	0	N/A
Prairie	POOLS/SPAS	1	0	0
Prairie	PUBLIC ACCOMMODATIONS	2	1	50
Prairie	RETAIL FOOD	12	9	75
Ravalli	BODY ART	5	1	20
Ravalli	CAMPGROUND	59	54	92
Ravalli	FOOD MANUFACTURING	26	19	73
Ravalli	POOLS/SPAS	21	12	57
Ravalli	PUBLIC ACCOMMODATIONS	46	6	13
Ravalli	RETAIL FOOD	261	179	69
Richland	BODY ART	8	3	38
Richland	CAMPGROUND	22	21	95
Richland	FOOD MANUFACTURING	3	0	0
Richland	POOLS/SPAS	10	10	100
Richland	PUBLIC ACCOMMODATIONS	10	7	70
Richland	RETAIL FOOD	95	66	69
Roosevelt	BODY ART	0	0	N/A
Roosevelt	CAMPGROUND	13	0	0
Roosevelt	FOOD MANUFACTURING	3	0	0
Roosevelt	POOLS/SPAS	2	2	100
Roosevelt	PUBLIC ACCOMMODATIONS	8	0	0
Roosevelt	RETAIL FOOD	76	35	46
Rosebud	BODY ART	0	0	N/A
Rosebud	CAMPGROUND	14	3	21
Rosebud	FOOD MANUFACTURING	0	0	N/A
Rosebud	POOLS/SPAS	6	4	67
Rosebud	PUBLIC ACCOMMODATIONS	12	1	8
Rosebud	RETAIL FOOD	72	42	58
Sanders	BODY ART	0	0	N/A
Sanders	CAMPGROUND	25	19	76
Sanders	FOOD MANUFACTURING	8	1	12
Sanders	POOLS/SPAS	6	6	100
Sanders	PUBLIC ACCOMMODATIONS	26	8	31
Sanders	RETAIL FOOD	137	66	48
Sheridan	BODY ART	1	1	100
Sheridan	CAMPGROUND	7	6	86
Sheridan	FOOD MANUFACTURING	0	0	N/A
Sheridan	POOLS/SPAS	4	4	100
Sheridan	PUBLIC ACCOMMODATIONS	3	2	67
Sheridan	RETAIL FOOD	43	33	77
Silver Bow	BODY ART	9	5	56

Silver Bow	CAMPGROUND	24	24	100
Silver Bow	FOOD MANUFACTURING	11	7	64
Silver Bow	POOLS/SPAS	27	26	96
Silver Bow	PUBLIC ACCOMMODATIONS	24	23	96
Silver Bow	RETAIL FOOD	302	252	83
Stillwater	BODY ART	0	0	N/A
Stillwater	CAMPGROUND	22	12	55
Stillwater	FOOD MANUFACTURING	3	2	67
Stillwater	POOLS/SPAS	4	4	100
Stillwater	PUBLIC ACCOMMODATIONS	25	4	16
Stillwater	RETAIL FOOD	74	53	72
Sweet Grass	BODY ART	0	0	N/A
Sweet Grass	CAMPGROUND	10	8	80
Sweet Grass	FOOD MANUFACTURING	1	0	0
Sweet Grass	POOLS/SPAS	4	4	100
Sweet Grass	PUBLIC ACCOMMODATIONS	18	5	28
Sweet Grass	RETAIL FOOD	40	14	35
Teton	BODY ART	0	0	N/A
Teton	CAMPGROUND	6	1	17
Teton	FOOD MANUFACTURING	8	5	62
Teton	POOLS/SPAS	8	5	62
Teton	PUBLIC ACCOMMODATIONS	8	5	62
Teton	RETAIL FOOD	67	45	67
Toole	BODY ART	0	0	N/A
Toole	CAMPGROUND	11	6	55
Toole	FOOD MANUFACTURING	3	0	0
Toole	POOLS/SPAS	8	8	100
Toole	PUBLIC ACCOMMODATIONS	9	3	33
Toole	RETAIL FOOD	51	37	73
Treasure	BODY ART	0	0	N/A
Treasure	CAMPGROUND	0	0	N/A
Treasure	FOOD MANUFACTURING	0	0	N/A
Treasure	POOLS/SPAS	0	0	N/A
Treasure	PUBLIC ACCOMMODATIONS	3	0	0
Treasure	RETAIL FOOD	3	0	0
Valley	BODY ART	4	2	50
Valley	CAMPGROUND	10	10	100
Valley	FOOD MANUFACTURING	6	2	33
Valley	POOLS/SPAS	6	6	100
Valley	PUBLIC ACCOMMODATIONS	9	7	78
Valley	RETAIL FOOD	85	48	56
Wibaux	BODY ART	0	0	N/A
Wibaux	CAMPGROUND	2	2	100
Wibaux	FOOD MANUFACTURING	1	1	100
Wibaux	POOLS/SPAS	1	0	0
Wibaux	PUBLIC ACCOMMODATIONS	1	1	100
Wibaux	RETAIL FOOD	11	8	73
Yellowstone	BODY ART	0	0	N/A
Yellowstone	CAMPGROUND	134	113	84
Yellowstone	FOOD MANUFACTURING	70	52	74
Yellowstone	POOLS/SPAS	120	116	97
Yellowstone	PUBLIC ACCOMMODATIONS	69	21	30

Statewide FCS Inspection Summary Year-to-Date as of 2014-09-30

Program Area	# Licensed	# Inspected	% Inspected
BODY ART	132	70	53
CAMPGROUND	1327	797	60
FOOD MANUFACTURING	567	314	55
POOLS/SPAS	913	771	84
PUBLIC ACCOMMODATIONS*	1724	629	36
RETAIL FOOD	7919	5340	67

	Qtr 1	Qtr 2	Qtr 3	Qtr 4
Key	Date < 4/1	Date < 7/1	Date < 10/1	Date <= 12/31
Poor	< 10%	< 30%	< 50%	< 80%
Average	< 15%	< 40%	< 75%	< 90%
Good	>= 15%	>= 40%	>= 75%	>= 90%



**\*Licensed public accommodations include hotels, motels, tourist homes, and bed & breakfasts. However, if your jurisdiction has signed the cooperative agreement you are only responsible for inspecting tourist homes and bed and breakfasts upon complaint and license validation and you will still receive the full license payment. This is why the public accommodation numbers often look lower than the other licensing categories.**

This page provides a summary of the state wide averages for each inspection type. The key at the top uses the exact same percentages and color coding as the key at the top of the summary report on the first page. An identical copy of this section is sent to every jurisdiction.